

Reebok





SL8.0

SEMI COMMERCIAL



LCD Display



S.L. 8.0 AC

LED Touch Screen Display



S.L. 8.0 DC

QR Code for Video



Reebok App Support



EQUIPPED WITH A BLUETOOTH DONGLE

Bottle Holder




MP3 & USB



Hand Pulse



Orthopedic Running Belt




SubLite Cushion Technology



Safety Key



Incline



SL8.0 SEMI COMMERCIAL TREADMILL

SL8.0 AC

SL8.0 DC


Motor	4.0 HP AC	3.0 HP DC
Speed Range	1.0 ~ 20 Km/Hr	1.0 ~ 20 Km/Hr
Walking Area (LxW)	60"x20.5" (1520x520mm)	60"x20.5" (1520x520mm)
Incline	18 Level Auto	18 Level Auto
Display	10.1 LCD Touch Screen Video Display	7 Window LED Display
	Adjustable Tablet Holder (7.3 Max. Width)	Adjustable Tablet Holder (7.3 Max. Width)
Max. User Weight	150 Kg	150 Kg
Features	SubLite Cushioning Technology	SubLite Cushioning Technology
	24+3 Pre-set Programs	24+3 Pre-set Programs
	Quick Speed and Incline Shortcuts	Quick Speed and Incline Shortcuts
	Virtual Screen Workout	
	7 Adjustable Training Modes	7 Adjustable Training Modes
	Entertainment Apps - YouTube, Netflix etc.,	
	Reebok Fitness App Compatible	Reebok Fitness App Compatible
	Media Hub with USB Charging and Earphone Jack	Media Hub with USB Charging and Earphone Jack
	Padded Soft Touch Handles, Integrated Hand Pulse Sensor	Padded Soft Touch Handles, Integrated Hand Pulse Sensor
	Adjustable Cooling Fan , Rubberized Tray and Water Bottle Holder	Adjustable Cooling Fan , Rubberized Tray and Water Bottle Holder






FR20Z FLOATRIDE TREADMILL

Motor	1.25/2.25 HP DC
Speed Range	1 - 18 Km/Hr
Walking Area (LxWx)	1400x460mm (55"x18")
Incline	15 Level Auto
Display	LED Touch display
Display Reading	speed, time, distance, calories, pulse, heart rate and bodyfat
Programms	24 motivational fitness programmes plus 3 user-defined personal programmes
Max. User Weight	120 Kgs
Features	Built-in transport wheels make it easy to move once setup Floatride+ cushioning technology for an ultra-smooth running experience Integrated surround sound speaker system with Bluetooth connectivity speed, time, distance, calories, pulse, heart rate and bodyfat Smart device media dock suitable for all major smart phones and tablets Kinomap compatible – run real-world routes, challenge your friends and analyse workouts First time non foldable DC motor machine
Dimensions	1770x690x115mm



ZJET430 ELLIPTICAL CROSS TRAINER

Resistance	8 Level Manual
Display Type	5.5" LCD Display
Display Reading	Speed, Time, Distance, Calories, Pulse, Heart Rate, RPM
Program	3 Target Programs
Max. User Weight	120 Kg
Assembly Area (LxWxH)	53"x27"x68" (1346x685x1727mm)
Features	Built-in Transport Wheels, Dual Action & Fixed Handlebars Floor Level Adjustment, Integrated Hand Pulse Sensors Mobile Phone Holder, No Mains Power Required, Rear Drive Elliptical Recovery & HRC Function Stride Length - 38cm, Sturdy Footplates, Water Bottle Holder



GT40S ONE SERIES TREADMILL - BLACK

Motor	2.0 HP DC
Speed Range	1 - 16 Km/Hr
Walking Area (LxW)	(51"x17")1320x440mm
Incline	12 Level Auto
Display	5" LCD Display
Max. User Weight	110 Kg
Features	Quick Speed & Incline Keys
	Integrated Hand Pulse Sensors
	iPod Connectivity (Via Wire)
	Speakers, Dual Bottle Holders
	Transport Wheels, Floor Level Adjustment
	Foldable, MP3 Input with 5W Speakers
	ONE Series Cushioning
	Auto-Stop Safety Key, Soft drop Hydraulic Folding
Built-in Transport Wheels, Two Storage Trays	

LCD Display



MP3 & USB



Bottle & Mobile Holder



ONE Series Cushioning



Incline



Hand Pulse



Safety Key



GT40S TFT ONE SERIES TREADMILL-TFT BLACK

Motor	2.0 HP DC
Speed Range	1 - 16 Km/Hr
Walking Area (LxW)	(51"x17")1320x440mm
Incline	12 Level Auto
Display	10.1" TFT Touchscreen
Max. User Weight	110 Kg
Features	Quick Speed & Incline Keys
	Integrated Hand Pulse Sensors
	iPod Connectivity (via wire)
	Speakers, Dual Bottle Holders
	Transport Wheels, Floor Level Adjustment
	Foldable, MP3 Input with 5W Speakers
	ONE Series Cushioning
	Auto-Stop Safety Key, Soft drop Hydraulic Folding
Built-in Transport Wheels, Two Storage Trays	

10.1" TFT Touchscreen



MP3 & USB



Bottle & Mobile Holder



ONE Series Cushioning



Incline



Hand Pulse



Safety Key





REEBOK

ACCESSORIES

PLATFORMS



RAP-11150RD
Reebok Step



RSP-16160
Core Board

BANDS



RSTB-16070-74
Power Tube
(Level 1, 2, 3, 4, 5)



RSTB-16075-77
Adjustable Resistance Tube
(Light, Medium, Heavy)

KETTLE BELLS



RSWT-12304, 8, 12, 16, 20,
24, 28, 32, 36, 40, 50
Kettle Bell
(4, 8, 12, 16, 20, 24, 28, 32, 36, 40, 50 Kgs)

GYM BALLS



RSB-16015, 16, 17
Gym Ball
(55, 65, 75cm)

YOGA MAT



RSYG-16021BK
Studio Mat Black



RSYG-16028
Pilates Mat



Distributed in India by
WELCARE[®]
SINCE 1996

welcarefitness Jan 2024 - V01.1

OUR INCORPORATED INTERNATIONAL BRANDS



HEAD OFFICE
S&T WELCARE EQUIPMENTS (P) LTD
SSN SQUARE, DOOR NO.84, (THIRD FLOOR)
PUDUR MAIN ROAD, PEELAMEDU,
COIMBATORE - 641 004

OUR PRESENCE
DELHI NCR-MUMBAI-KOLKATA-CHENNAI-BANGALORE-PUNE
HYDERABAD-AHMEDABAD-VIJAYAWADA-TRIVANDRUM-PATNA
& IN ALL MAJOR CITIES OF INDIA

CALL CENTRE: 9244336666 EMAIL: info@welcareindia.com
TOLL FREE: 1800 425 1855 [f](https://www.facebook.com/welcarefitness) / welcarefitness [@](https://www.instagram.com/welcare_fitness) / welcare_fitness
www.welcarefitness.com



*We reserve the right to modify the color, design and specification etc., without prior notice. © 2022 All rights reserved